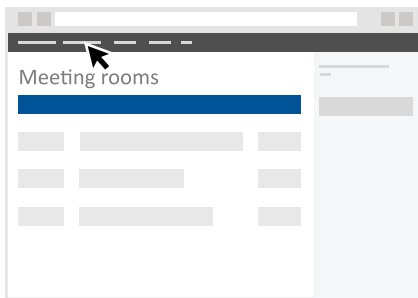


Organise an online meeting

Quickstart for service providers

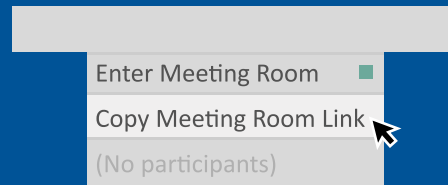
1

In the video call management console, select **Meeting Rooms**



2

Select the meeting room you need and select **Copy Meeting Room Link**

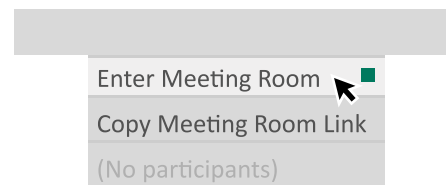


Send participants the link or include it in your calendar invitation



3

Select the meeting room you need, and select **Enter Meeting Room** to join the meeting



⚠ Anyone with the link can enter the meeting



4

Join the meeting

You can invite additional participants at any time during the meeting

