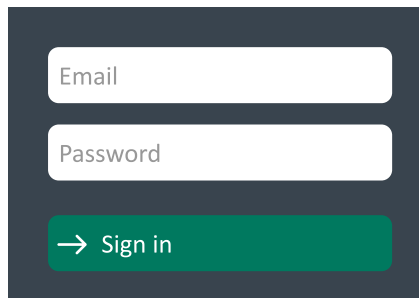


Begin a group consultation

Quickstart for service providers

1

Sign in to the video-call management console

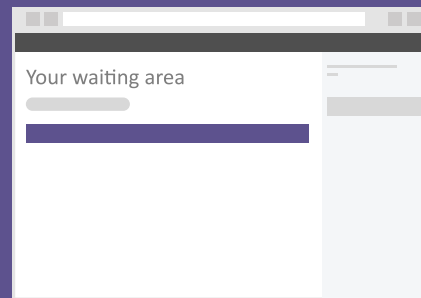


A screenshot of a sign-in form with two input fields labeled 'Email' and 'Password', and a green button labeled '→ Sign in'.



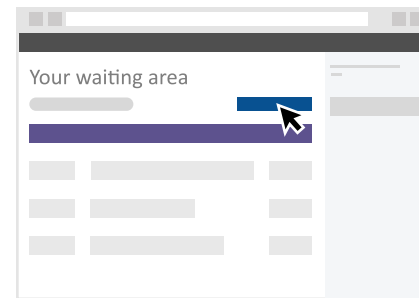
2

Select the group-consultation waiting area that you need



3

When the people arrive in the waiting area, select **Launch Call**



The call screen opens



4

In the group-consultation call screen, select **Admit all**

