

Add a person using the waiting-area screen

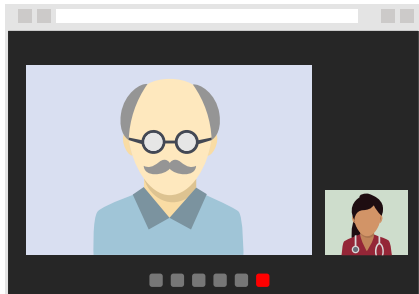
Quickstart for service providers

Use this guide when you know ahead of time that an additional person will be joining an individual appointment

1

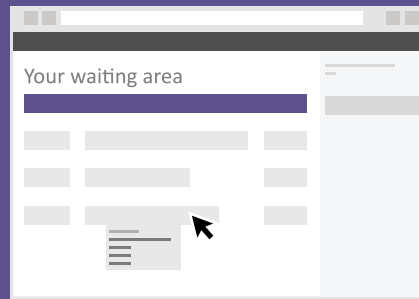
Before your call, make sure the additional person has the waiting area link and knows what time to attend

Start the call with your service user as normal



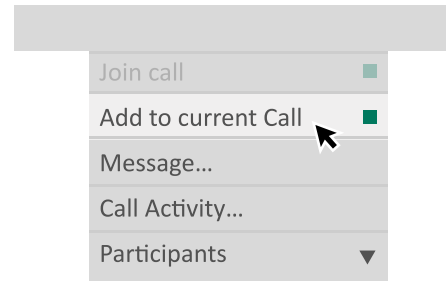
2

In a relevant waiting area, find the additional person and select their name from the list



3

Select **Add to current Call**



4

The additional person joins your call

